

# Mantis One



**Mantis One** 860↑ × 440⇄ S8  
colour: Salt&Pepper

ONE heating element





**TERMA**

STALCZ 1300



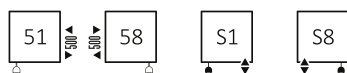


# Mantis One

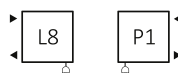


Projekt : *Terma*

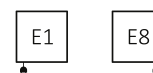
## Standard connections:



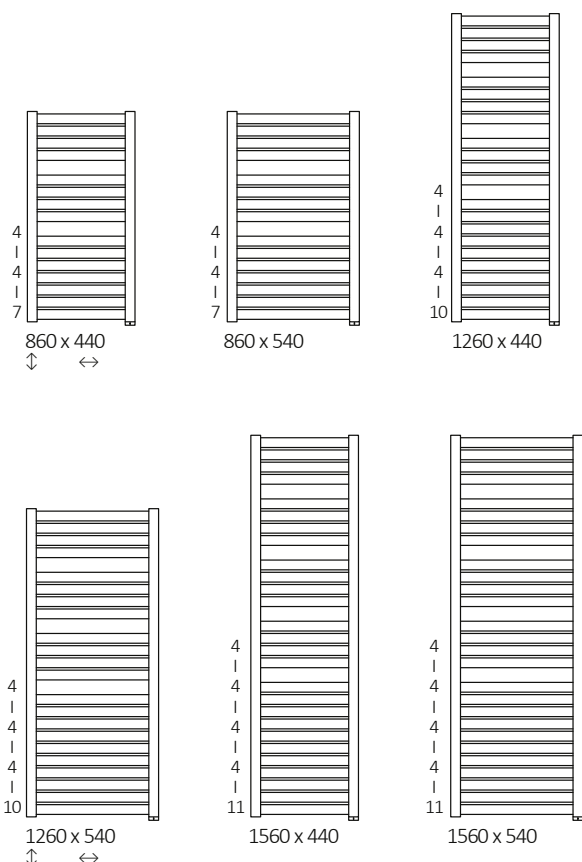
## Optional connections:



Electric radiators:



## Available sizes:






## Electrical specification:

Power supply:	230 V / 50 Hz
Device protection class:	Class I
Ingress protection [IP]:	IPx5

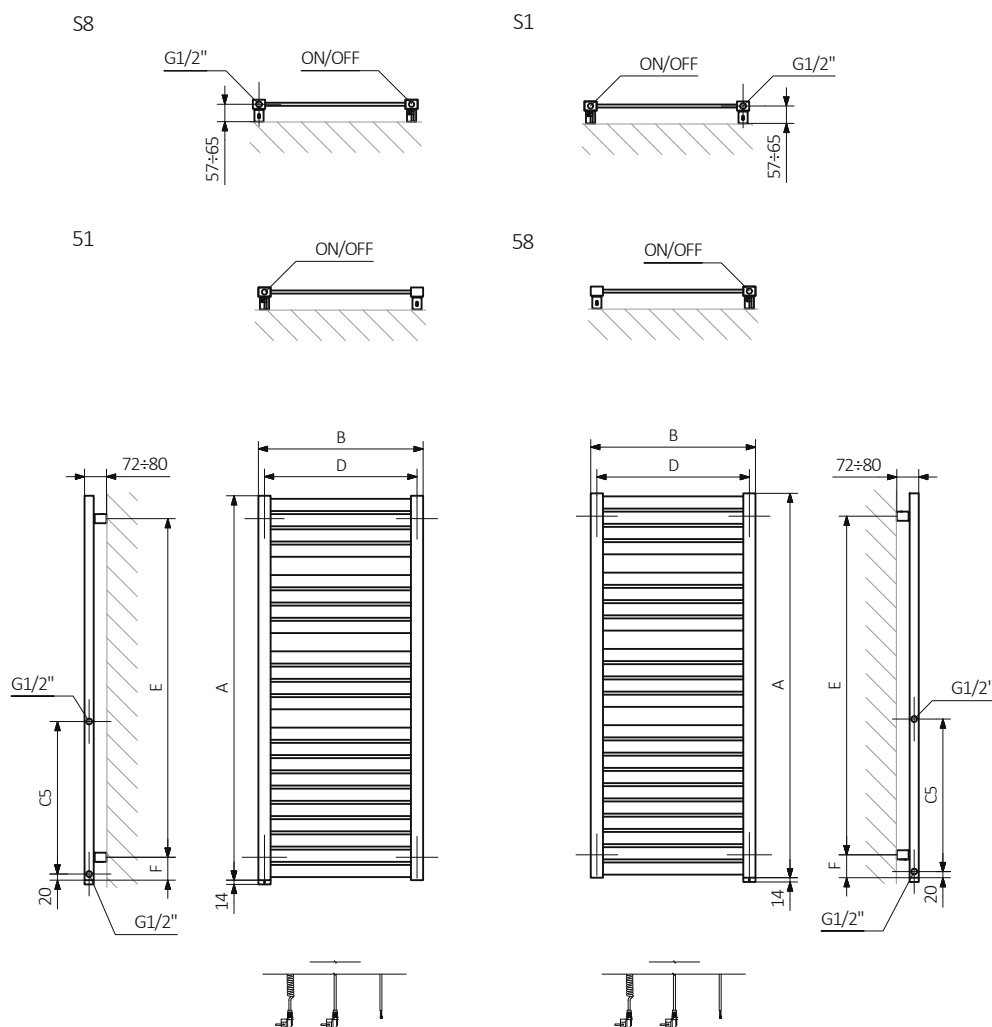
## Specifications:

Working pressure: 800 kPa    Maximum operating temperature: 82°C

A ↓ [mm]	B ↔ [mm]	75/65/20°C [W]	55/45/20°C [W]	 [W]	D [mm]	E [mm]	F [mm]	 [dm³]	 [kg]	Product Code <small>configuration code p. 5</small>
860	440	351	185	400	400	710	75	2,94	9,34	WZMAE086044
860	540	423	223	400	500	710	75	3,32	11,06	WZMAE086054
1260	440	502	266	600	400	1110	75	4,35	13,86	WZMAE126044
1260	540	605	319	600	500	1110	75	4,91	16,31	WZMAE126054
1560	440	615	326	600	400	1410	75	5,38	17,04	WZMAE156044
1560	540	742	391	800	500	1410	75	6,08	20,06	WZMAE156054



## Technical drawing:



A – Height B – Width C1-C5 – Distance between pipe centres D – Horizontal distance between mounting bracket centres  
E – Vertical distance between mounting brackets F – Distance between a mounting bracket and the bottom of the radiator

**Collector:**

**Pipe:**





In the table with technical data, the last column lists product codes. When placing an order, please remember to quote the product code followed by the configuration code as shown in the diagram below:

## The construction of a configuration code of a water radiator with a built-in One heating element:

WZMAE086044

PRODUCT CODE  
(located in the table for the product)

K916S1

CONIGURATION CODE  
(supplemented by hand)

Cable Type

**W** – straight cable with plug  
**P** – straight cable without plug  
**U** – spiral cable with plug

### Example Configuration

**K 916 S1 W**

Package code   Plate color code   Connection code   Cable Type code  
*K - carton box*

## The Construction of the product and configuration code for a radiator with the built-in heating element ONE:

WWMAE086044

PRODUCT CODE  
(located in the table for the product)

K916E1

CONIGURATION CODE  
(supplemented by hand)

Cable Type

**W** – straight cable with plug  
**P** – straight cable without plug  
**U** – spiral cable with plug

### Example Configuration

**K 916 E1 P**

Package code   Plate color code   Connection code   Cable Type code  
*K - carton box*

## Epoxy primer

**E** – Code of epoxy primer is an extra processes.

WZMAE086044 K916S1 **E** — Extra processes or additions code

# Mantis One



## Legend



Radiator available in a "water" version.



Radiator suitable for dual fuel connection. Electric heating element can be installed.



Radiator available in electric only version. It comes prefilled with a 'heating medium' and equipped with a heating element. All tested and ready to use.



Connection types dedicated for this radiator. The icon shows the flow and return connections for the radiator as well as the thermostatic valve and heating element position if applicable.



Suggested heating element power output for electric and dual fuel versions.



Weight.



Capacity.



Available in chrome finish.



No additional payment for a color.